



Handwriting




Name: _____



Write the date.

Four horizontal lines for writing a date: a solid top line, a dashed middle line, a solid bottom line, and another solid bottom line.



Trace.

unicorn untying untidily

Trace then write.

Three rows of handwriting practice. Each row starts with a cartoon frog and contains a series of lowercase 'u's and uppercase 'U's for tracing. The first row has small letters, the second has medium letters, and the third has large letters.


Trace then write.

undo undid unzip upend

A row of handwriting practice starting with a cartoon frog and followed by a series of dots for independent writing.

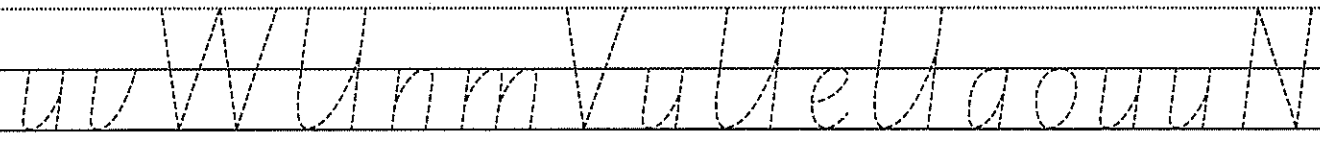
Handwriting: anticlockwise movement, body letter (u).	Spelling and vocabulary: prefix un- (undid, undo, untidily, untying, unzip), suffixes -ing, -ily (untying, untidily), umbrella, under, unicorn, upend.
Grammar: nouns, action verbs, how adverbs, antonyms (did/undid), question, question word (What?), word families (undo/undid/undone/undoing).	Literary elements: riddle, joke, homophone word play (rain/rein).
Punctuation: question mark, capital letter to start a sentence.	

Trace and finish the pattern.



Write the date.

Find and trace u and U.



Trace then write.



What animal needs to



stand under an umbrella?



A reindeer.

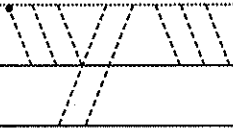


Self-assessment

How many u's have you written on this page?
Circle your best u.



Trace and finish the pattern.



Write the date.

Trace then write.



Where can you leave



your dog while you shop?




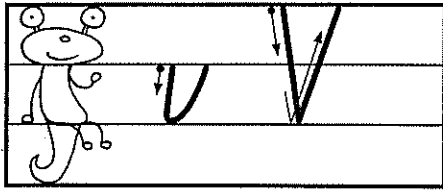
In the barking lot.



Self-assessment

Circle the y with the best tail on these two pages.
Underline the y's you could have done better.






Write the date.

Four horizontal lines for writing a date: a solid top line, a dotted middle line, a solid bottom line, and a dotted line below.

Trace.



vet viewing vulture

Trace then write.



A row of dashed lowercase 'v' letters for tracing on handwriting lines.



A row of dashed uppercase 'V' letters for tracing on handwriting lines.



A row of dashed lowercase 'v' letters for tracing on handwriting lines.

Trace then write.



visit vote dive arrive

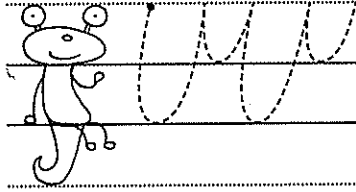


A row of dotted lowercase letters for independent writing practice on handwriting lines.

Handwriting: anticlockwise movement, body letter (v).
Grammar: nouns, action verbs (viewing, visit, vote, dive, arrive), statement.
Punctuation: full stop, capital letter to start a sentence.

Spelling and vocabulary: arrive, dive, brave, grave, save, behave, vet, viewing, visit, vote, vulture.
Literary elements: rhyme (arrive/dive/drive/survive, behave/brave/gave/save), Aesop (Greek) fable 'The Four Oxen and the Lion', moral: United we stand divided we fall.

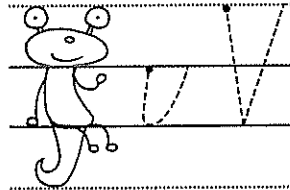
Trace and finish the pattern.



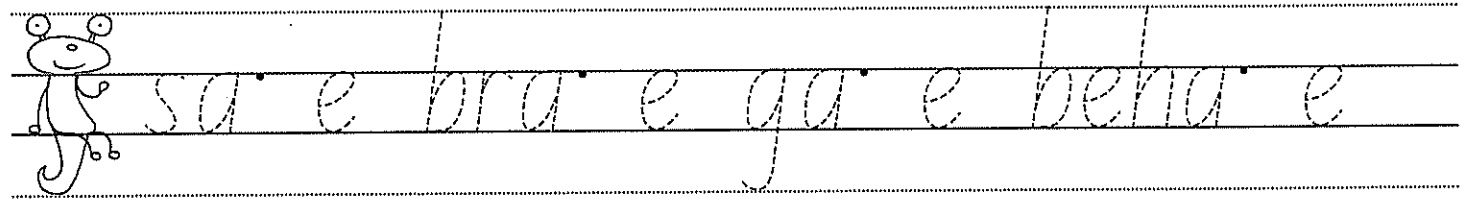
Write the date.

Blank handwriting lines for writing the date.

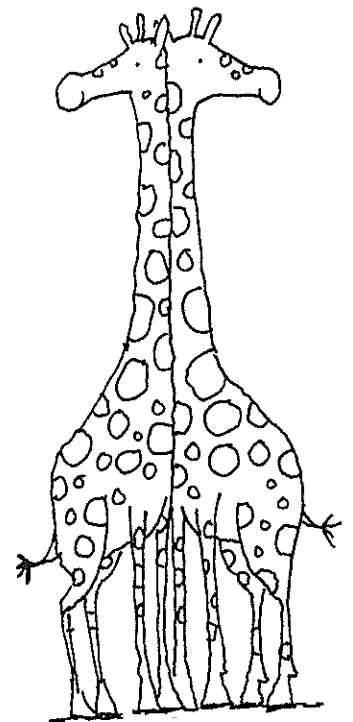
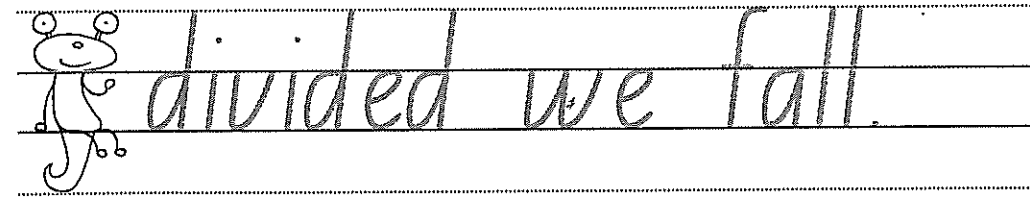

Write.




Use v to finish these words. Trace the words.




Trace then write.




 Self-assessment

Are each of your v's the same size?







Write the date.





Trace.

 walrus wallowing wildly


Trace then write.


 w w w w w w w w w w

 W W W W W W W W W W

 w W w W

Trace then write.

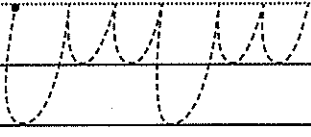
 wanted waved wished



Handwriting: anticlockwise movement, body letter (w).
Grammar: proper noun (Wendy), thinking verbs (wanted, wished), how adverb (wildly), past tense (waved, wished), question, question word (Why?).
Punctuation: question mark, capital letter to start a sentence.

Spelling and vocabulary: 'ow' (throw, wallowing, window), walrus, 'a' for short 'o' sound (wanted, watch, wallow), suffixes -ing, -ly, -ed (wallowing, wildly, wished, waved).
Literary elements: riddle, joke, homonym word play (wrist watch/watch time fly).

Trace and finish the pattern.



Write the date.

Trace then write.



Why did Wendy throw her



watch out the window?




To see time fly.




Self-assessment

Draw a square around the word that is your best handwriting on each page.

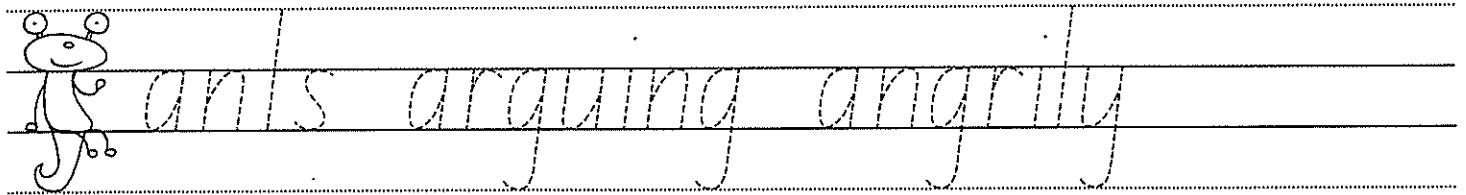




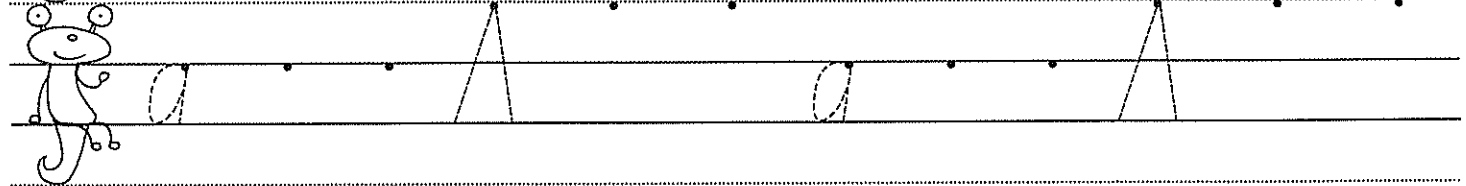
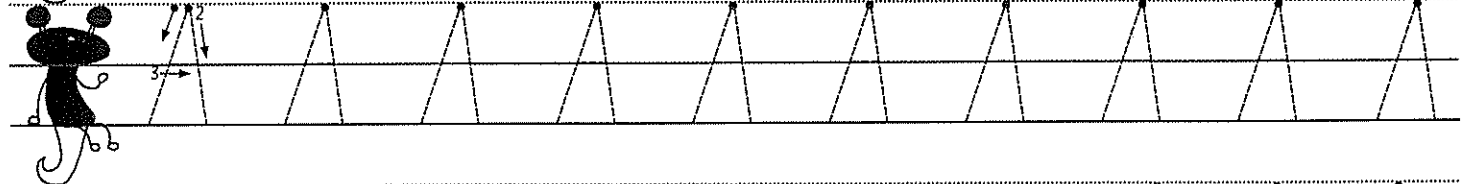
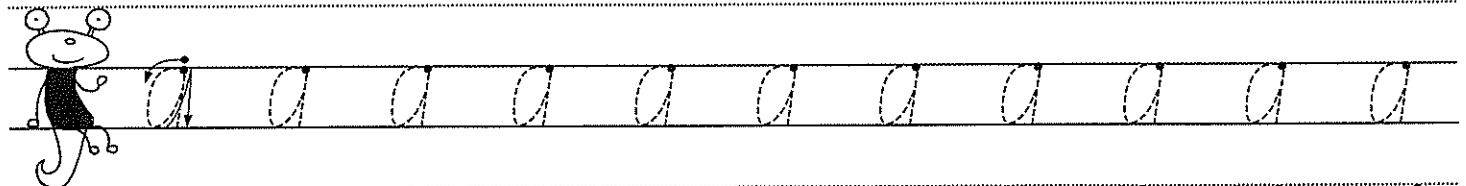
Write the date.



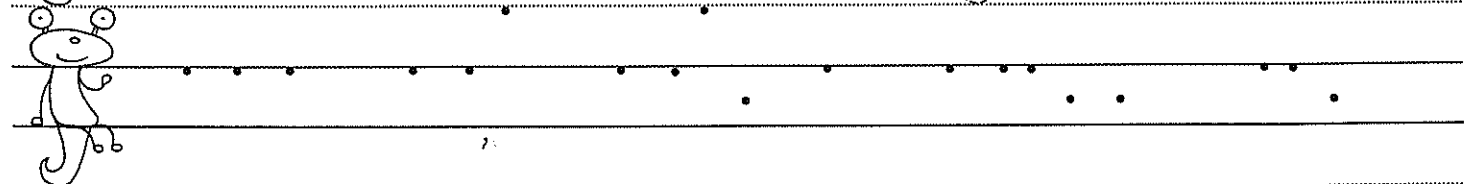
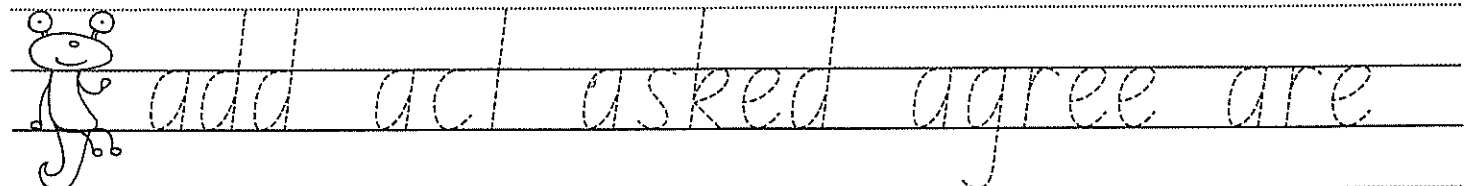
Trace.



Trace then write.



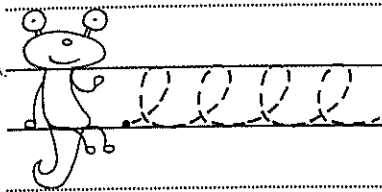
Trace then write.



Handwriting: anticlockwise movement, body letter (a).
Grammar: nouns, saying verbs (agree, arguing, ask), how adverb (angrily), statement.
Punctuation: full stop, capital letter to start a sentence.

Spelling and vocabulary: act, add, agree, angrily, ant, ape, apple, are, arguing, asked, away, day, today.
Literary elements: rhyme (away/day), proverb (Eat an apple on going to bed and you'll keep the doctor from earning his bread – Welsh proverb).


Trace and finish the pattern.



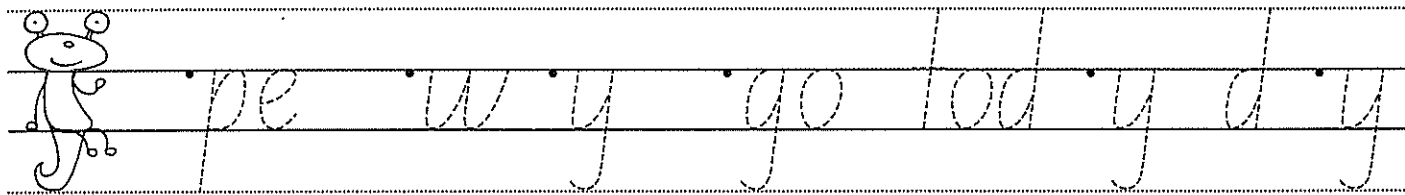
Write the date.

Blank handwriting lines for writing the date.



Write.



Use a to finish these words. Trace the words.



Trace then write.



An apple a day keeps

the doctor away.



Self-assessment

How many a's did you write on this page?
Circle your best a.

