

Pacific Palms Public School



Remote/Home Learning Guidelines

<https://education.nsw.gov.au/news/latest-news/coronavirus-department-of-education-statement>

<https://www.health.nsw.gov.au/>

What is Remote/Home Learning?

During unprecedented times schools may be asked to close on advice from NSW Department of Education and NSW Health and students may be required to learn from home. At these times we look for ways to ensure the continuity of education so that no child will miss out on valuable learning time.

We have a dedicated teaching staff that really care about every student in their classes. We will strive to support you by providing you with links to the best possible educational resources (both online and offline) that your child can access while they are learning from home.

We will continue to reach out to parents to keep them informed with information through our school Face Book page, emails and our Skoolbag App.



What are the recommendations of Remote/Home Learning?

Parents are encouraged to provide support for their children by:

- Establishing routines and expectations
- Creating a learning space for your child
- Monitoring communication from teachers
- Begin and end each day with a check-in
- Take an active role in helping your children process their learning
- Encourage physical activity and/or exercise
- Monitor how much time your child is spending online
- Keep your children social, but set rules around their social media interactions
- Encourage your child to take their time and enjoy the process of learning from home.
- A burst of exercise or physical activity can alleviate stress and improve your child's mood.

Your child might feel a little unsettled with the changes to their normal school routine and are likely to ask some questions. Listen to your child and help them to express their feelings. Let them know that it is okay to feel a variety of emotions. Enjoyable activities such as reading a story, watching a family movie together or playing a game can provide reassurance to young children.

Students are encouraged to:

- Establish and/or follow a daily routine for learning
- Identify a safe, comfortable, quiet space in their home where they can work effectively and successfully
- Regularly monitoring digital platforms and communication (O365, G-Suite for Education, Seesaw, Canvas, email, etc.) to check for announcements and feedback from teachers
- Do their best work
- Comply with the department's student use of digital devices and online services policy

What programs/online resources are there to support Remote/Home Learning?

Department Suggestions:

NSW Department of Education

Some activities and ideas for home for parents of primary and early learners

education.nsw.gov.au

At Home Learning Ideas

WEEK 1	WEEK 2
MON Go for a walk. Create a video journal of things you noticed.	MON Find a recipe. Change it. Bake something new.
TUE Read a new fiction book.	TUE Create a book trailer of your new fiction book.
WED Build something from a cardboard box.	WED Pretend you're running for President. Create your plan.
THU Create an Explainer Video. Use props from outside.	THU Create your own podcast. Invite a parent as a guest.
FRI Open the magnifier app on your phone. Observe bugs and plants.	FRI Create a mosaic using dry food or household materials.

WEEK 2	WEEK 4
MON Read a biography of a historical figure.	MON Invent something using only toothpicks and glue.
TUE Make ice cream in a bag.	TUE Run to the mailbox and back. Calculate avg speed.
WED Learn a new card game. Call a friend and teach them.	WED Create an alternate ending to your fiction book.
THU Take pictures of trees. Create a photostory.	THU Create a music video with a family member or friend.
FRI Dress up as your favorite fictional character. Act and record it.	FRI Create a stop motion video using toys or legos.

@drlangraad

Online resources:

The following links to department and external resources are support students who are learning remotely. Some resources are available online but suitable for independent offline learning too.

Maths Fun

<https://www.mathsisfun.com/>

This is a great site full of activities for kids who love maths. Topic areas include polygons, platonic solids, coordinates, logic puzzles and fractions.

Primary School Resource

<http://www.primaryschool.com.au/index.php>

Contains many links to lessons, activity and content for all KLAs and specialist areas. Section on gifted education has good local and overseas links.

Puzzles and Games for Thinking

<http://www.brainquest.com/>

A site containing clever puzzles and games for downloading. Use many different thinking strategies.

Twinkl

<https://www.twinkl.com.au/offer>

Worksheets and hands on activities for all KLAs.

Wordplay

<http://www.wordplay.com.au>

A recreational program that focuses on literacy and thinking skills, through the Arts (particularly drama) and enables young people to showcase their talents through original performance. Holiday programs also available.

Khan Academy

<https://www.khanacademy.org/math/early-math/cc-early-math-counting-topic>

Maths and computer programming website which features explicit videos and activities for students to complete.

Pevan and Sarah

<https://pevanandsarah.com/cub-club/>

One month free membership. Interactive videos and activities based on literacy and numeracy for K-2

Vooks

<https://www.vooks.com/parent-resources>

Online story books. One month free subscription. Comes with corresponding plans for parents.

Oxford Owl for Home

<https://www.oxfordowl.co.uk/for-home/>

Free online story books. Literacy and numeracy resources and interactive games.

ABC

<https://www.abc.net.au/children/>

Educational videos and interactive games for all KLAS.

Reading Eggs

<https://readingeggs.com.au/>

Prodigy Maths

<https://www.prodigygame.com/>

SPELD

<https://www.speld-sa.org.au/service/163-speld-sa-phonics-books-set-1.html?fbclid=IwAR0ZPYwM-tQ3Fac6FarsiXWM4GR08PD2tayz-nuL-YW5UVaalX4A590OUhQ>

Phonics activities and printable readers

Phonics Hero

<https://www.phonicshero.com/>

Free 7 day parent trial. Interactive phonics and sight word games and activities.

Educational Games:

<https://www.abc.net.au/abckids/games/>

<https://www.aussiebroadband.com.au/blog/15-best-online-educational-games-kids/>

<https://www.kidspot.com.au/things-to-do/collection/learning-games>

<https://www.education.com/games/>

<https://www.indypl.org/blog/for-parents/free-video-read-alouds>



Other resources:

A booklet of activities organised by grade is available and designed to be appropriate for students learning remotely.

BTN

<https://education.abc.net.au/home-old>

<https://www.abc.net.au/btn/>

NAPLAN

<https://www.nap.edu.au/naplan/the-tests>























Thinker's Keys

Ask your child to put their 'Thinking Caps' on and complete a thinkers key task about a topic of their choice.



Thinker's Keys

<p>The reverse:</p>  <p>Place words such as cannot, never and not in sentences which are commonly displayed in a listing format.</p>	<p>The What if:</p>  <p>You can ask virtually any What If question. They can be either serious or frivolous. One excellent means of displaying ideas from this key is to draw up an Ideas Wheel. Great for introducing an area of study, and for tapping into the students' knowledge base. It also generates loads of innovative ideas</p>	<p>The disadvantages:</p> <p>List disadvantages and improvements for:</p> <p>Choose an object, eg an umbrella, or a practice, eg playground duty, and list a number of its disadvantages. Then list some ways of correcting, or eliminating these disadvantages.</p> 	<p>The combination:</p>  <p>List the attributes of 2 dissimilar objects (one within your area of study, one outside), then combine the attributes into a single object.</p>
<p>The BAR:</p> <p>The following acronym, or ladder of words, can be used by different age groups (ranging from Yr 1 to adults) to reinvent or redesign everyday objects.</p> <p>BIGGER ADD REPLACE</p> 	<p>The alphabet:</p>  <p>Choose an object or general category of objects which features in the area of study and compile a list of words from A to Z which have some relevance to the object/s. Then try to expand on some ideas which link with each of the words.</p>	<p>The variations:</p> <p>This key employs a special group of words. Start each question with "How many ways can you ..."</p> 	<p>The picture:</p>  <p>The teacher draws a simple diagram which has no relevance to the area of study and the students then try to work out ways in which it could be linked with that area. As an interesting imaginative writing exercise, ask the students to compile a list of 10 things that the diagram could represent.</p>
<p>The prediction:</p>  <p>Ask for a series of predictions in regard to a particular situation, product or set of circumstances.</p>	<p>The different uses:</p>  <p>Put your imagination to work and list some widely different uses for a chosen object from your area of study.</p>	<p>The ridiculous:</p>  <p>Make a ridiculous statement that would be virtually impossible to implement, and then attempt to actually substantiate it.</p>	<p>The commonality:</p>  <p>Decide upon 2 objects which would generally have nothing in common, and try to outline some points of commonality between them.</p>
<p>The question:</p>  <p>Start with the answer, and try to list 5 questions which could be linked with that answer</p>	<p>The brainstorming:</p> <p>State a problem which needs to be solved and brainstorm a list of solutions. Start the brainstorm statement with the words "How to"</p> 	<p>The inventions:</p>  <p>Encourage students to develop inventions which are constructed in an unusual manner. The first step would be to outline the product on paper, which would then lead into possible construction.</p>	<p>The brick wall:</p>  <p>Make a statement which could not generally be questioned or disputed, and then try to break down the wall by outlining other ways of dealing with the situation.</p>
<p>The construction:</p>  <p>Set up a wide variety of construction problem-solving tasks and use lots of readily available materials.</p>	<p>Forced relationships:</p> <p>Develop a solution to a problem by employing a number of dissimilar objects.</p> <p>For Years 1/2 - one object For Years 3/4 - two objects For Years 5/6/7 - three objects For Years 8-12 - four objects</p> 	<p>The alternative:</p>  <p>List ways in which to complete a task without using the normal tools or implements.</p>	<p>The interpretations:</p>  <p>Describe an unusual situation and then think of some different explanations for the existence of that situation.</p>

Special Offers:

Twinkl

As the Coronavirus spreads, we're aware that more schools are closing and pupils' learning is being disrupted. Parents, carers and teachers are looking for ways to ensure the continuity of education during school closures so that no children miss out on valuable learning time.

To support you during this period, Twinkl is offering every **parent and carer in schools free access so your child can still have access to high-quality learning during any periods of disruption.**

Setting this up is really easy to do - go to www.twinkl.co.uk/offer and enter the code AUSTRCODE.

One Month Free Access to Teach Starter Plus

To ensure uninterrupted access to high quality educational materials in the event of school closures, we are providing Teach Starter Plus free to all. Teachers and parents can sign up for a free Teach Starter account and upgrade to [access one month of Teach Starter Plus absolutely free](#). Teach Starter Plus gives you access to everything Teach Starter has to offer.

This offer will be available until March 31, at which time we will re-evaluate the offer.

Scholastic

<https://classroommagazines.scholastic.com/support/learnathome.html?caching>



Welcome!

Even when schools are closed, you can keep the learning going with these special cross-curricular journeys. Every day includes four separate learning experiences, each built around a thrilling, meaningful story or video. Kids can do them on their own, with their families, or with their teachers.

Just find your grade level and let the learning begin!

-The Editors of Scholastic Classroom Magazines.

[For Families](#) | [For Administrators](#) | [For Teachers](#)

"Wake up with determination. Go to bed with satisfaction."

TODAY'S ENERGY LEVELS										
	1	2	3	4	5	6	7	8	9	10
Today is	My daily goal(s) or positive affirmation									

Today is going to be a great day		
Time	Class / Personal Activity	To-do items (e.g. tasks, activities, people to contact, useful links, personal activity)

General To-Do List or Notes	One thing I will do TODAY for my energy/exercise
	Today, I am grateful for

Fun at Home!



OFFLINE ACTIVITIES TO TRY

- Make a treasure hunt
- Make or do a jigsaw puzzle
- Build a blanket fort
- Put on a play or puppet show
- Play with balloons
- Write or recite a poem
- Create an obstacle course
- Plan and hold a picnic
- Learn a magic trick
- Build the tallest tower
- Make your own kite
- Make a greeting card
- Bake or cook something
- Make a paper airplane
- Take photos of 10 living things
- Make up a dance or song
- Make or play an instrument
- Paint or draw a picture
- Make a joke book
- Try some origami
- Play or make a board game

edublogs

