

# Pacific Palms Public School



## Remote/ Home Learning #3

During unprecedented times schools may be asked to close on advice from NSW Department of Education and NSW Health and students may be required to learn from home. At these times we look for ways to ensure the continuity of education so that no child will miss out on valuable learning time. This booklet of work can be completed by your child while they are at home to support their ongoing learning.

**Child's Name:**  
**Class:**

Ms Saville, Miss Keating, Miss Murray & Mrs Dorfling

K-2 Teachers



Don't forget to check in to our online services, studyladder, reading eggs and to utilise the many websites suggested which provide excellent learning opportunities as well. Please feel free to use the dojo accounts to contact teachers with any questions and to share what you have been up to. We are all adjusting to the changes to our routines and it would be lovely for us to keep our little community in contact as we stick together during these unusual times.

The following work pack is accompanied by a suggested timetable for those who wish to follow it but by no means is it compulsory, we are happy for you to structure your days as you wish but wanted to cater to those who feel unsure about how to put learning in place at home.

Dear Parents/Caregivers,

## PACIFIC PALMS PUBLIC SCHOOL





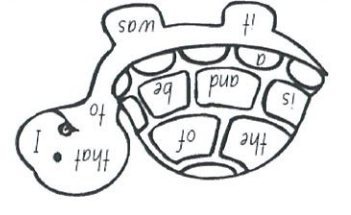
Boomerang Drive,  
Boomerang Beach NSW 2428  
Phone: 6554 0249 | Fax: 6554 0642






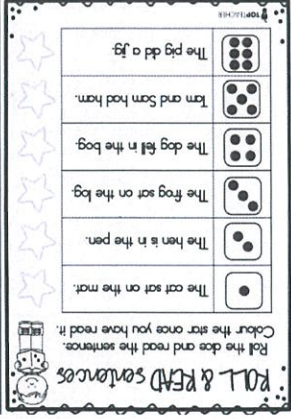
pacificpal-p.school@det.nsw.edu.au | www.pacificpal-p.school.nsw.edu.au  
Melissa Merchant – Principal



# Kindergarten Suggested Daily Schedule

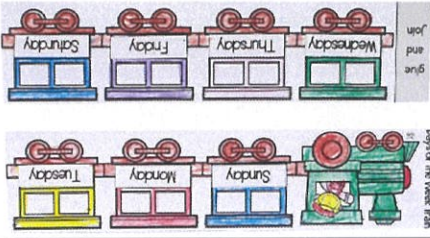



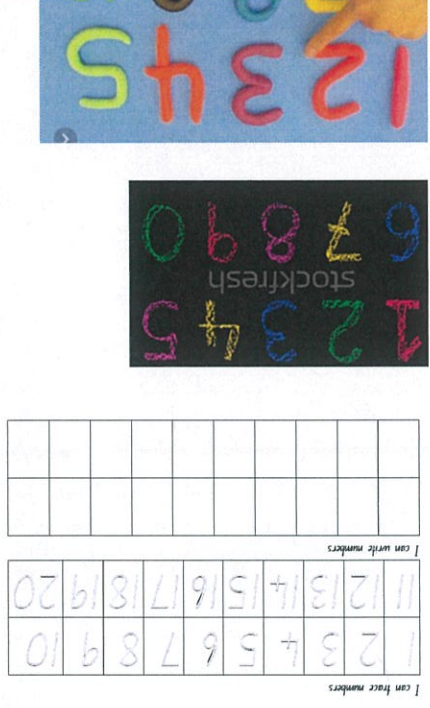

## Morning Session: Literacy Activities

<p><b>Sentence Writing:</b></p> <p>Complete at least one sheet per day. Use the sentence at the beginning as a prompt to write repeating sentences. E.g. Look at the goat. Look at the cow.</p> <p>Edit your work using writing checklist.</p>  <p><b>My Writing Checklist:</b></p> <ul style="list-style-type: none"> <li>My sentence starts with a capital letter</li> <li>I have spaces in between my words</li> <li>I use sight words</li> <li>I use right words</li> <li>I edit my work</li> </ul> <p><b>Sentence Writing Prompt Cards:</b></p> <ul style="list-style-type: none"> <li>The boy is</li> <li>I saw a pig.</li> <li>c-o-l-d</li> <li>the was</li> </ul> <p><b>Look at the:</b></p> <table border="1"> <tr> <td>goat</td> <td>cow</td> <td>horse</td> <td>pig</td> <td>sheep</td> </tr> </table>	goat	cow	horse	pig	sheep	<p>30 minutes</p>
goat	cow	horse	pig	sheep		
<p><b>Phonics:</b></p> <p>Complete at least one page from your "Exploring A-Z and more workbook"</p> <p>Make that sound using play doh.</p> <p>Write the sound on the ground using chalk.</p> <p>Play a game using your sound flash cards. This may include: memory, go fish or snap.</p> 	<p>30 minutes</p>					
<p><b>Fruit and Brain Break:</b></p> <p>Have some fruit and a break. You might like to Youtube "Go Noodle" or "Just Dance to get some energy out!</p> 	<p>30 minutes</p>					
<p><b>Reading:</b></p> <p>Read a story from your home or an online reader. Add this to your Home Reading Log. Complete 1 of the reading activities provided. (All activities explained in additional information). These can be repeated throughout the week.</p> 	<p>30 minutes</p>					
<p><b>Sight Word Work:</b></p> <p>Practise your animal sheet. You can read, write or make your words.</p> 	<p>15 minutes</p>					
<p>Lunch and Break</p>						

	<p><b>Fast First Sounds</b></p> <p>Roll the dice and move along the board, say the first sound of the picture you land on.</p>
	<p><b>Decodable Readers</b></p> <p>Work through decodable reader provided in pack. Placing significance on using our "crisp pointing finger" and blending each of the single sounds together. You may colour in the book.</p>
	<p><b>On a Roll</b></p> <p>Use a dice to roll a number. Then use the little skateboard to ride under the words "stretching" them out to then blend them together. Continue to roll and read.</p>
	<p><b>Reading Eggs</b></p> <p>Log onto <a href="https://readingeggs.com.au/">https://readingeggs.com.au/</a> and sign into your profile.</p>
	<p><b>CVC Read, Cut and Paste</b></p> <p>Read the sentence and then cut and paste the corresponding picture. Colour in the pictures after you have finished.</p>
	<p><b>Roll and Read Sentences</b></p> <p>Roll the dice and read the sentence. As you read the sentence place a tick in the star using a whiteboard marker. See how many times you read each sentence.</p>

## Middle Session: Numeracy Activities

45 minutes: Choose at least 3 of the below activities to complete each day. Some activities can be repeated throughout the week.

 <p>Days of the Week Train Join and give</p>	<p><b>Other Maths Activity sheets</b></p> <ul style="list-style-type: none"> <li>-Fruit Kebab</li> <li>-Days of the week train</li> <li>-Feeling batty</li> <li>-Pet shop graph</li> <li>-Toy shop graph</li> <li>-Fast facts to 10</li> </ul>																																								
	<p><b>Dice Games INSERT IN PROVIDED CLEAR SLEEVE so activity can be reused.</b></p> <ul style="list-style-type: none"> <li>-Let's write</li> <li>-Roll a dice and say the number</li> <li>-Roll 2 dice and add them together</li> </ul>																																								
 <p>TAKE TEN</p>	<p><b>Card Games INSERT IN PROVIDED CLEAR SLEEVE so activity can be reused.</b></p> <ul style="list-style-type: none"> <li>-Take Ten</li> <li>-Great space race</li> </ul>																																								
 <p>MEASURING ME MY PLAYDOUGH SNAKE</p>	<p><b>Measuring Activity Sheets</b></p> <ul style="list-style-type: none"> <li>-Playdough snake</li> <li>-Measuring me!</li> <li>-Let's Measure</li> <li>-I am smaller than... I am bigger than...</li> </ul>																																								
<p>Inspire Motivate Achieve</p> <h1>Studyladder</h1>	<p><b>Study Ladder</b></p> <p>Complete online activities through Study Ladder.</p>																																								
 <p>I can trace numbers</p> <table border="1"> <tr><td>1</td><td>2</td><td>3</td><td>4</td><td>5</td><td>6</td><td>7</td><td>8</td><td>9</td><td>10</td></tr> <tr><td>11</td><td>12</td><td>13</td><td>14</td><td>15</td><td>16</td><td>17</td><td>18</td><td>19</td><td>20</td></tr> </table> <p>I can write numbers</p> <table border="1"> <tr><td></td><td></td><td></td><td></td><td></td><td></td><td></td><td></td><td></td><td></td></tr> <tr><td></td><td></td><td></td><td></td><td></td><td></td><td></td><td></td><td></td><td></td></tr> </table> <p>stockfresh</p> <p>1 2 3 4 5 6 7 8 9 10</p> 	1	2	3	4	5	6	7	8	9	10	11	12	13	14	15	16	17	18	19	20																					<p><b>Tracing and writing numbers</b> INSERT IN PROVIDED CLEAR SLEEVE so activity can be reused.</p> <p>Practise tracing and writing your numbers. If you would like a challenge, cover the top and write your numbers independently.</p> <p>Write numbers on the ground using chalk.</p> <p>Make numbers out of play doh and the matching number of balls.</p> <p><b>Current number goals:</b></p> <ul style="list-style-type: none"> <li>-Count forwards to at least 20</li> <li>-Count backwards from 10</li> <li>-Write numbers to at least 20.</li> <li>-Understands the number before and after</li> <li>-Knows ordinal numbers to 10th</li> </ul>
1	2	3	4	5	6	7	8	9	10																																
11	12	13	14	15	16	17	18	19	20																																

## Afternoon Session: Numeracy Activities

30 – 60 minutes: Choose at least 1 of the below activities to complete each day. Some activities can be repeated throughout the week.

	<p><b>Activity Sheets</b></p> <ul style="list-style-type: none"> <li>-Design a cape</li> <li>-What do you love?</li> <li>-Alphabet adventures</li> <li>-Can you find the mystery word?</li> </ul>
	<p><b>Cosmic Yoga</b></p> <p><a href="https://www.youtube.com/user/CosmicKidsYoga/videos">https://www.youtube.com/user/CosmicKidsYoga/videos</a></p>
<p><b>Art Hub for Kids</b></p>	<p><b>Art Hub for Kids on Youtube</b></p> <p><a href="https://www.youtube.com/user/ArtforKidsHub/videos">https://www.youtube.com/user/ArtforKidsHub/videos</a></p>
	<p><b>Go Noodle on Youtube</b></p> <p><a href="https://www.youtube.com/user/GoNoodleGames/videos">https://www.youtube.com/user/GoNoodleGames/videos</a></p>
	<p><b>HAVE SOME FUN!</b></p> <ul style="list-style-type: none"> <li>-Complete a puzzle</li> <li>-Draw a picture</li> <li>- Play a board game</li> <li>- Colour in</li> <li>-Play with your toys</li> </ul>